

**Pune district Education Association's**

**Prof. Ramkrishna More**

**Arts, Commerce and Science College**

**Akurdi, Pune 411044**

**Students Satisfaction Survey**  
**2020-21**

**Form and reports**

# Prof. Ramkrishna More Arts, Commerce and Science College Akurdi, Pune

As per National Assessment and Accreditation Council (NAAC) Student Satisfaction Survey Key - 2020-21

---

**\*Required**

## Guide lines for students:

NAAC (National Assessment and accreditation council) is conducting a Student Satisfaction Survey regarding Teaching – Learning and Evaluation, which will help to upgrade the quality in higher education. A student will have to respond to all the questions given in the following format with her/his sincere effort and thought.

**Her/his identity will not be revealed. This is SSS for year 2020-21**

Following are questions for online student satisfaction survey regarding teaching learning process.

1. A) Please confirm this is the first and only time you answer this survey. \*

*Mark only one oval.*

Yes

No

2. B) Age: \*

---

3. C) Mail Address \*

---

4. D) Gender: \*

*Mark only one oval.*

- a) Female
- b) Male
- c) Transgender

5. E) What degree program are you pursuing now? \*

*Mark only one oval.*

- a) Bachelor's
- b) Master's
- c) MPhil
- d) Doctorate
- e) Other ( )

6. F) What subject area are you currently pursuing? \*

*Mark only one oval.*

- a) Arts
- b) Commerce
- c) Science
- d) Professional
- e) Other: ( )

### Instructions to fill the questionnaire

- All questions should be compulsorily attempted.
- Each question has five responses, choose the most appropriate one.

- The response to the qualitative question no. 21 is student's opportunity to give suggestions or improvements; she/he can also mention weaknesses of the institute here. (Kindly restrict your response to teaching learning process only)

7. 1. How much of the syllabus was covered in the class? \*

*Mark only one oval.*

- 4 – 85 to 100%
- 3 – 70 to 84%
- 2 – 55 to 69%
- 1– 30 to 54%
- 0 –Below 30%

8. 2. How well did the teachers prepare for the classes? \*

*Mark only one oval.*

- 4 –Thoroughly
- 3 – Satisfactorily
- 2 – Poorly
- 1 – Indifferently
- 0 – Won't teach at all

9. 3. How well were the teachers able to communicate? \*

*Mark only one oval.*

- 4 – Always effective
- 3 – Sometimes effective
- 2 – Just satisfactorily
- 1– Generally ineffective
- 0– Very poor communication

10. 4. The teacher's approach to teaching can best be described as \*

*Mark only one oval.*

- 4- Excellent
- 3 - Very good
- 2 - Good
- 1 - Fair
- 0- Poor

11. 5. Fairness of the internal evaluation process by the teachers \*

*Mark only one oval.*

- 4 - Always fair
- 3 - Usually fair
- 2 - Sometimes unfair
- 1 - Usually unfair
- 0- unfair

12. 6. Was your performance in assignments discussed with you? \*

*Mark only one oval.*

- 4 - Every time
- 3 - Usually
- 2 - Occasionally/Sometimes
- 1 - Rarely
- 0- Never

13. 7. The institute takes active interest in promoting internship, student exchange, field visit opportunities for students. \*

*Mark only one oval.*

- 4 – Regularly
- 3 – Often
- 2 – Sometimes
- 1 – Rarely
- 0– Never

14. 8. The teaching and mentoring process in your institution facilitates you in cognitive, social and emotional growth. \*

*Mark only one oval.*

- 4 – Significantly
- 3 – Very well
- 2 – Moderately
- 1 – Marginally
- 0– Not at all

15. 9. The institution provides multiple opportunities to learn and grow. \*

*Mark only one oval.*

- 4 – Strongly agree
- 3 – Agree
- 2 – Neutral
- 1 – Disagree
- 0– Strongly disagree

16. 10. Teachers inform you about your expected competencies, course outcomes and programme outcomes \*

*Mark only one oval.*

- 4 – Every time
- 3 – Usually
- 2 – Occasionally/Sometimes
- 1 – Rarely
- 0 – Never

17. 11. Your mentor does a necessary follow-up with an assigned task to you. \*

*Mark only one oval.*

- 4 – Every time
- 3 – Usually
- 2 – Occasionally/Sometimes
- 1 – Rarely
- 0 – I don't have a mentor

18. 12. The teachers illustrate the concepts through examples and applications. \*

*Mark only one oval.*

- 4 – Every time
- 3 – Usually
- 2 – Occasionally/Sometimes
- 1 – Rarely
- 0 – Never

19. 13. The teachers identify your strengths and encourage you with providing right level of challenges. \*

*Mark only one oval.*

- 4 – Fully
- 3 – Reasonably
- 2 – Partially
- 1 – Slightly
- 0– Unable to

20. 14. Teachers are able to identify your weaknesses and help you to overcome them. \*

*Mark only one oval.*

- 4 – Every time
- 3 – Usually
- 2 – Occasionally/Sometimes
- 1 – Rarely
- 0 – Never

21. 15. The institution makes effort to engage students in the monitoring, review and continuous quality improvement of the teaching learning process. \*

*Mark only one oval.*

- 4 – Strongly agree
- 3 – Agree
- 2 – Neutral
- 1 – Disagree
- 0 – Strongly disagree



22. 16. The institute/ teachers use student centric methods, such as experiential learning, participative learning and problem solving methodologies for enhancing learning experiences. \*

*Mark only one oval.*

- 4 – To a great extent
- 3 – Moderate
- 2 – Some what
- 1 – Very little
- 0 – Not at all

23. 17. Teachers encourage you to participate in extracurricular activities. \*

*Mark only one oval.*

- 4 – Strongly agree
- 3 – Agree
- 2 – Neutral
- 1 – Disagree
- 0 – Strongly disagree

24. 18. Efforts are made by the institute/ teachers to inculcate soft skills, life skills and employ-ability skills to make you ready for the world of work. \*

*Mark only one oval.*

- 4 – To a great extent
- 3 – Moderate
- 2 – Some what
- 1 – Very little
- 0 – Not at all

25. 19. What percentage of teachers use ICT tools such as LCD projector, Multimedia, etc. while teaching. \*

*Mark only one oval.*

- 4 – Above 90%
- 3 – 70 – 89%
- 2 – 50 – 69%
- 1 – 30 – 49%
- 0 – Below 29%

26. 20. The overall quality of teaching-learning process in your institute is very good. \*

*Mark only one oval.*

- 4 – Strongly agree
- 3 – Agree
- 2 – Neutral
- 1 – Disagree
- 0 – Strongly disagree

27. 21. Give three observation / suggestions to improve the overall teaching – learning experience in your institution. \*

---

---

---

---

---

This content is neither created nor endorsed by Google.

Google Forms

# Prof. Ramkrishna More Arts, Commerce and Science College Akurdi, Pune

855 responses

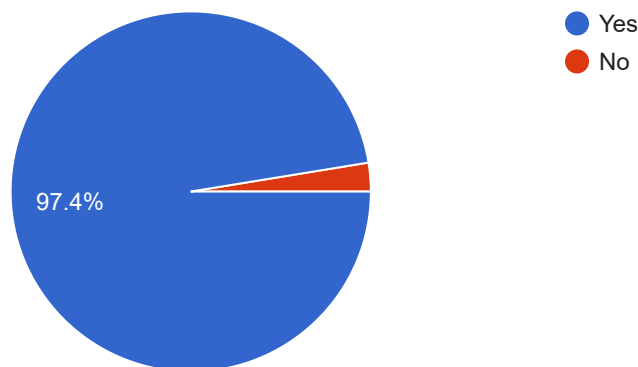
[Publish analytics](#)

## Guide lines for students:

NAAC (National Assessment and accreditation council) is conducting a Student Satisfaction Survey regarding Teaching – Learning and Evaluation, which will help to upgrade the quality in higher education. A student will have to respond to all the questions given in the following format with her/his sincere effort and thought. Her/his identity will not be revealed. This is SSS for year 2020-21

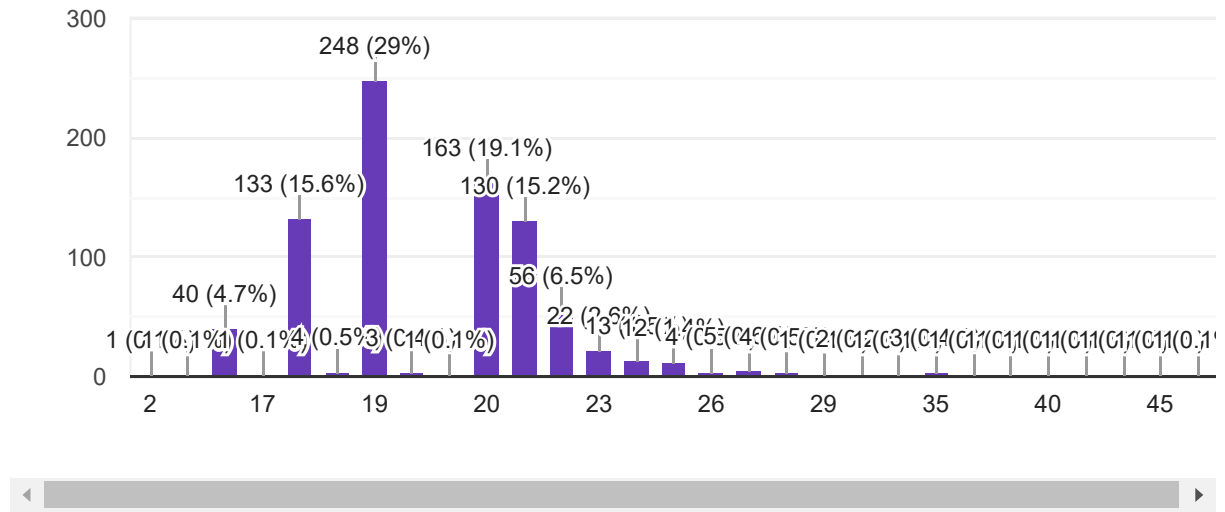
A) Please confirm this is the first and only time you answer this survey.

855 responses



### B) Age:

855 responses



### C) Mail Address

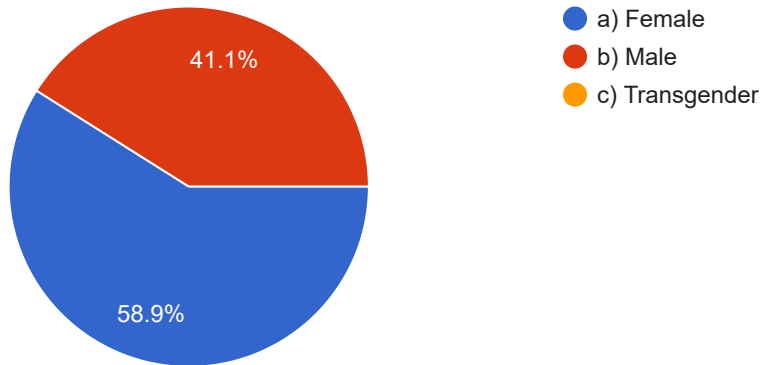
855 responses

- Surajbansode7517@gmail.com
- akashjadhav808080@gmail.com
- moizeshaikh411@gmail.com
- pratapdhotre06@gmail.com
- ramsanjana711@gmail.com
- asharenge81@gmail.com
- pranayinglexx7@gmail.com
- madhuramandekar@gmail.com
- dusanesakshi1234@gmail.com



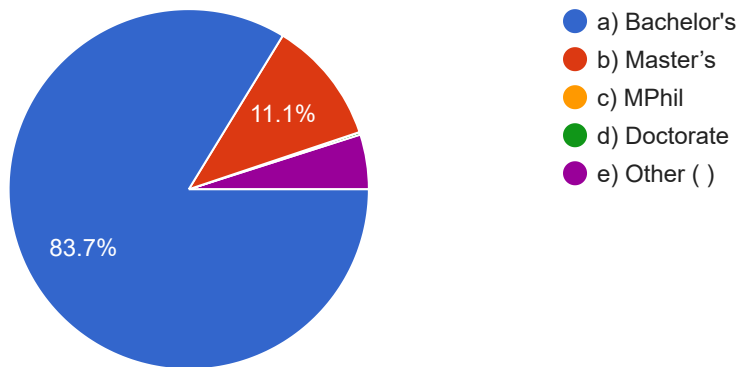
### D) Gender:

855 responses



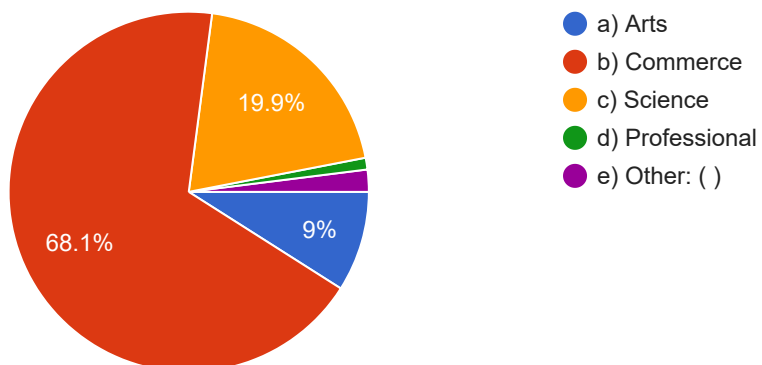
### E) What degree program are you pursuing now?

855 responses



### F) What subject area are you currently pursuing?

855 responses

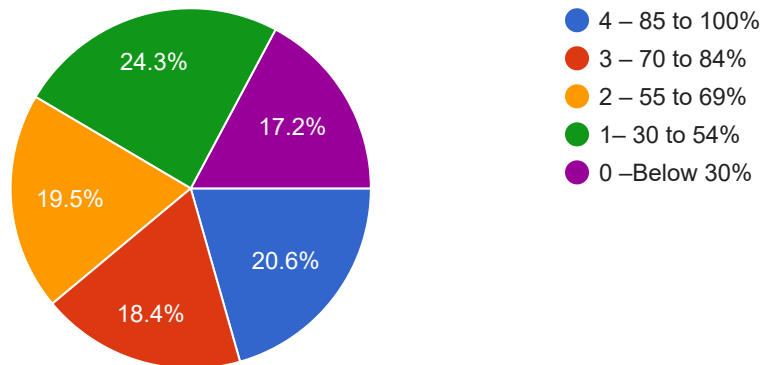


## Instructions to fill the questionnaire

- All questions should be compulsorily attempted.
- Each question has five responses, choose the most appropriate one.
- The response to the qualitative question no. 21 is student's opportunity to give suggestions or improvements; she/he can also mention weaknesses of the institute here. (Kindly restrict your response to teaching learning process only)

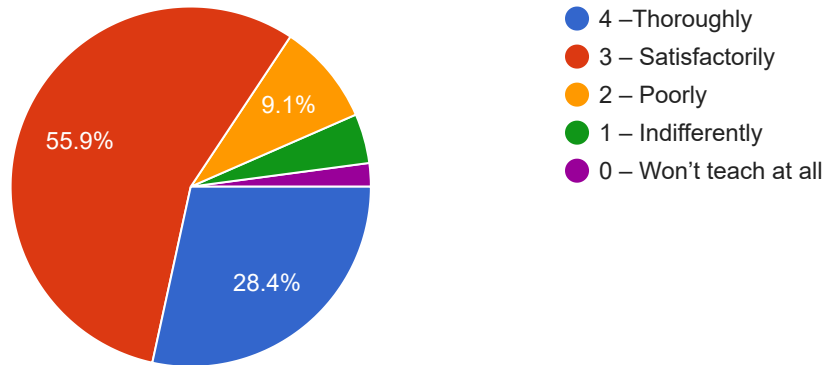
### 1. How much of the syllabus was covered in the class?

855 responses



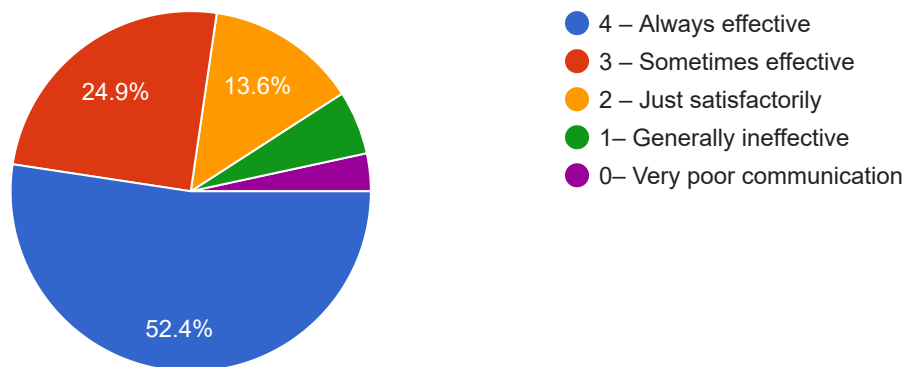
### 2. How well did the teachers prepare for the classes?

855 responses



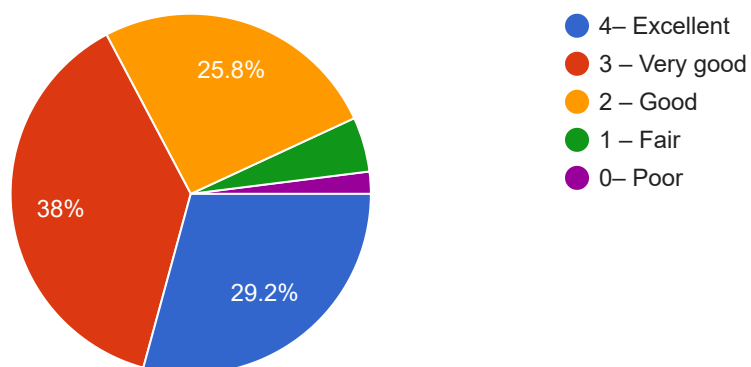
### 3. How well were the teachers able to communicate?

855 responses



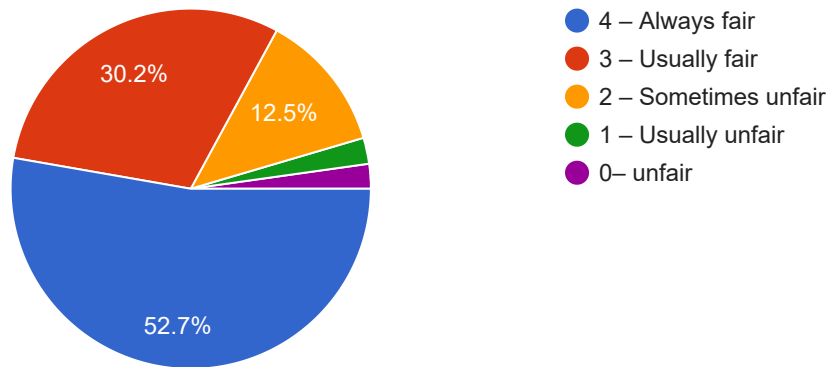
### 4. The teacher's approach to teaching can best be described as

855 responses




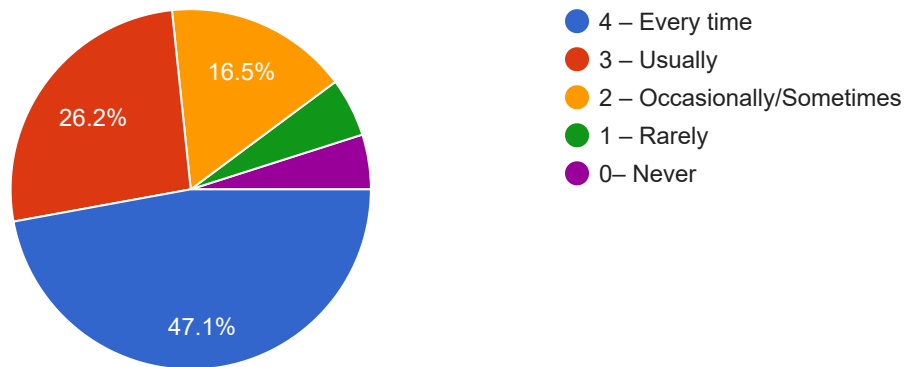
### 5. Fairness of the internal evaluation process by the teachers

855 responses



### 6. Was your performance in assignments discussed with you?

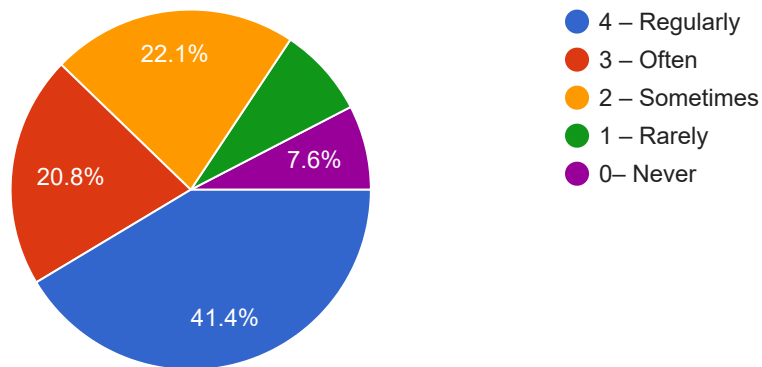
855 responses





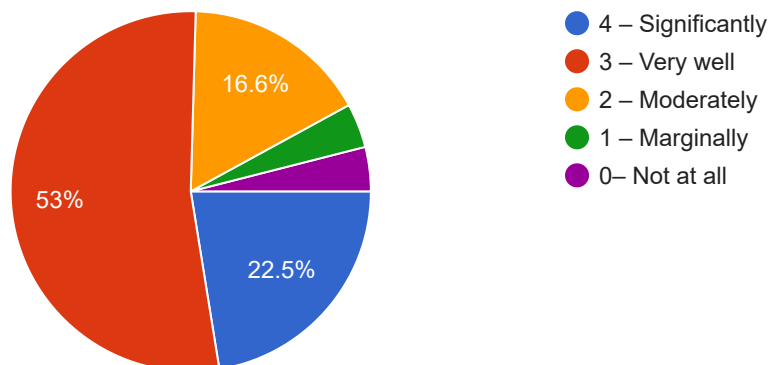
7. The institute takes active interest in promoting internship, student exchange, field visit opportunities for students.

855 responses



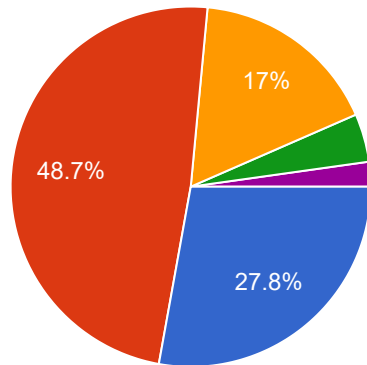
8. The teaching and mentoring process in your institution facilitates you in cognitive, social and emotional growth.

855 responses



### 9. The institution provides multiple opportunities to learn and grow.

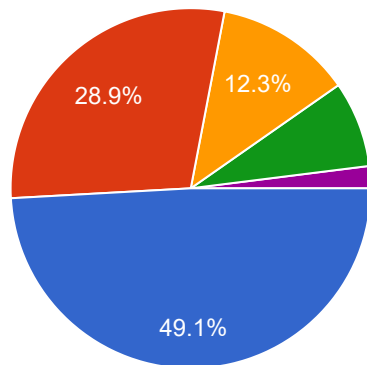
855 responses



- 4 – Strongly agree
- 3 – Agree
- 2 – Neutral
- 1 – Disagree
- 0 – Strongly disagree

### 10. Teachers inform you about your expected competencies, course outcomes and programme outcomes

855 responses

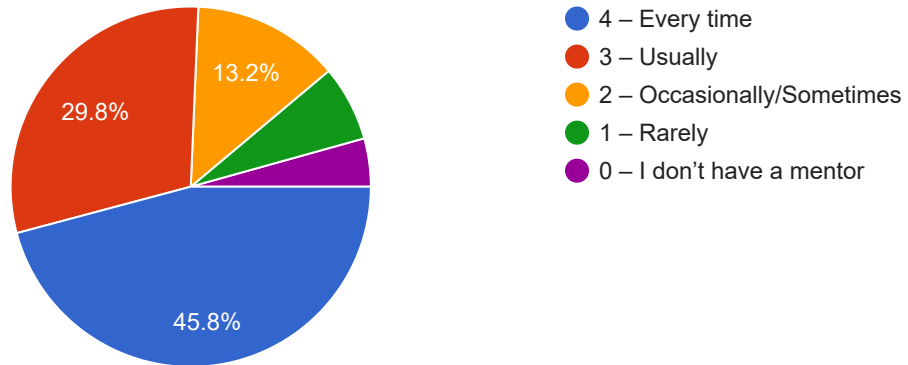


- 4 – Every time
- 3 – Usually
- 2 – Occasionally/Sometimes
- 1 – Rarely
- 0 – Never



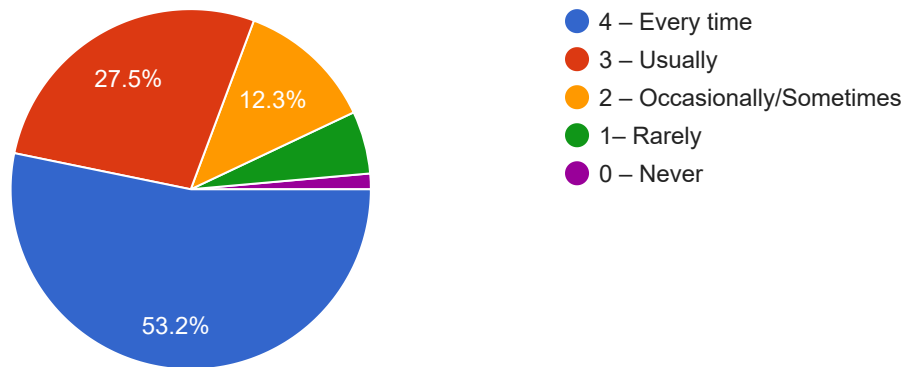
### 11. Your mentor does a necessary follow-up with an assigned task to you.

855 responses



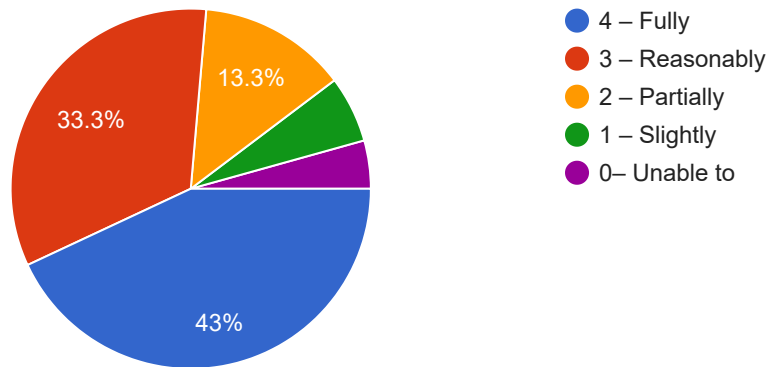
### 12. The teachers illustrate the concepts through examples and applications.

855 responses



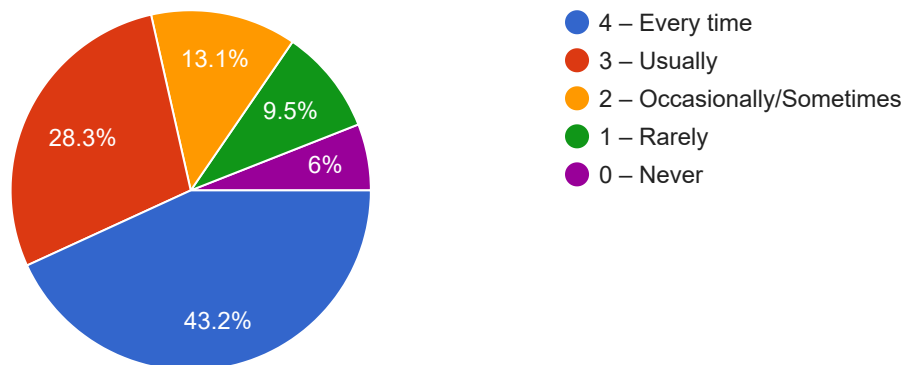
13. The teachers identify your strengths and encourage you with providing right level of challenges.

855 responses



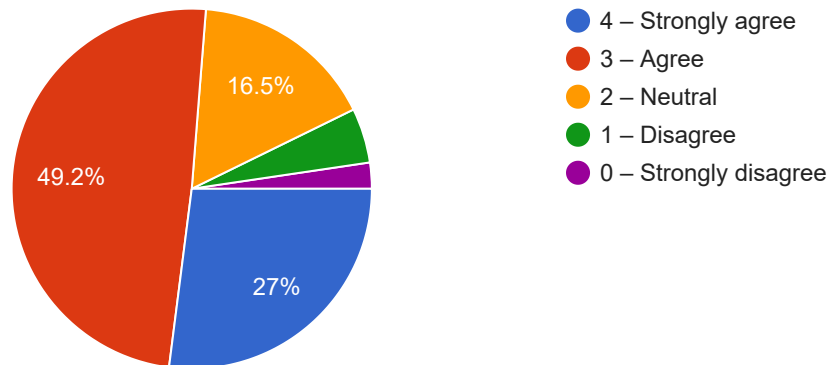
14. Teachers are able to identify your weaknesses and help you to overcome them.

855 responses



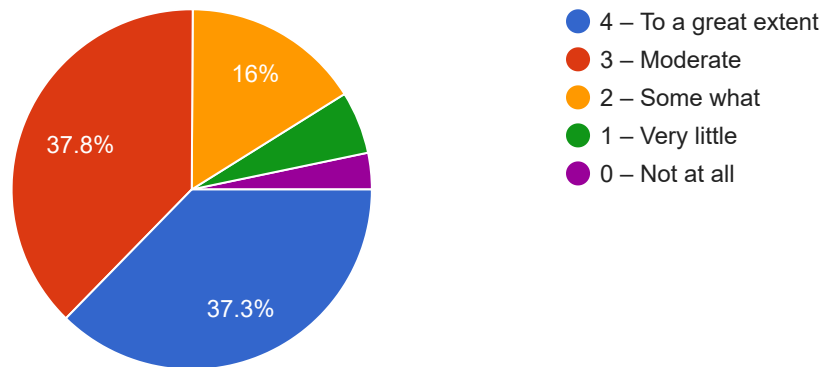
15. The institution makes effort to engage students in the monitoring, review and continuous quality improvement of the teaching learning process.

855 responses



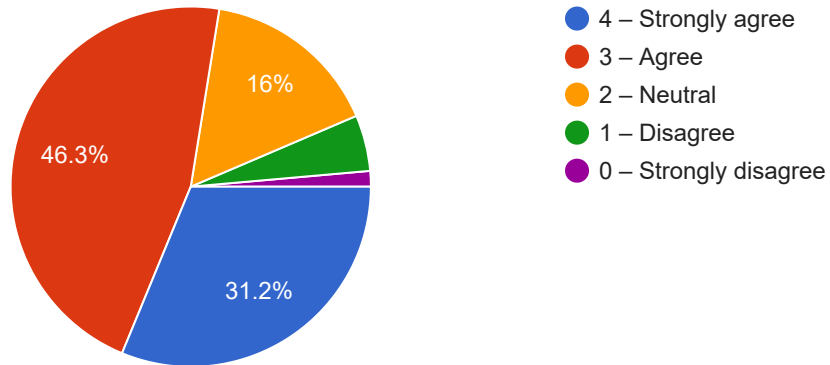
16. The institute/ teachers use student centric methods, such as experiential learning, participative learning and problem solving methodologies for enhancing learning experiences.

855 responses



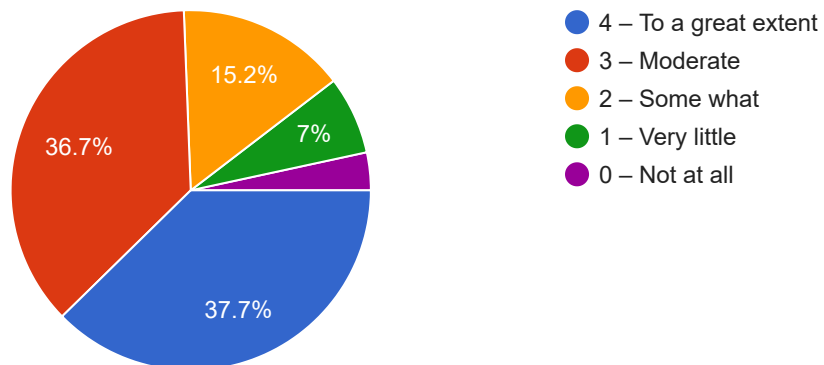
### 17. Teachers encourage you to participate in extracurricular activities.

855 responses



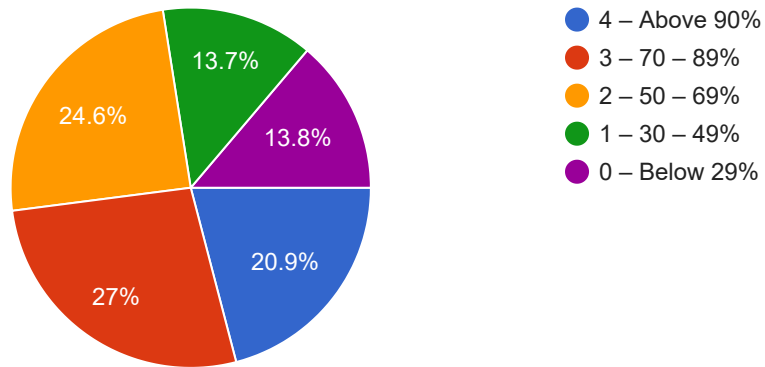
### 18. Efforts are made by the institute/ teachers to inculcate soft skills, life skills and employ-ability skills to make you ready for the world of work.

855 responses



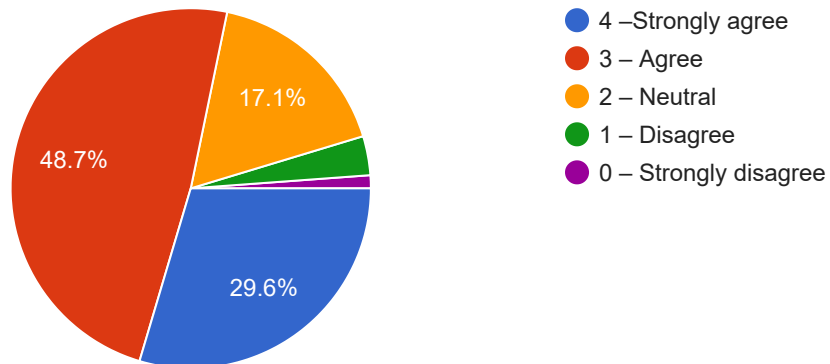
19. What percentage of teachers use ICT tools such as LCD projector, Multimedia, etc. while teaching.

855 responses



20. The overall quality of teaching-learning process in your institute is very good.

855 responses



21. Give three observation / suggestions to improve the overall teaching – learning experience in your institution.

855 responses

- Good
- No
- Nothing
- Very good
- Nothing
- .
- Good
- Yes
- No suggestions

This content is neither created nor endorsed by Google. [Report Abuse](#) - [Terms of Service](#) - [Privacy Policy](#).

Google Forms





# Prof. Ramkrishna More Arts, Commerce and Science College Akurdi, Pune

As per National Assessment and Accreditation Council (NAAC) Student Satisfaction Survey Key - 2020-21

---

**\*Required**

1. Email \*

---

## Guideline to students

NAAC (National Assessment and accreditation council) is conducting a Student Satisfaction Survey regarding Teaching – Learning and Evaluation, which will help to upgrade the quality in higher education. A student will have to respond to all the questions given in the following format with her/his sincere effort and thought. Her/his identity will not be revealed. This is SSS for year 2020-21

2. A) Please confirm this is the first and only time you answer this survey.

*Mark only one oval.*

Yes

No

3. B) Age: \*

---

4. C) Email Address \*

---

5. D) Gender: \*

*Mark only one oval.*

- a) Female
- b) Male
- c) Transgender

6. E) What degree program are you pursuing now? \*

*Mark only one oval.*

- a) Bachelor's
- b) Master's
- c) MPhil
- d) Doctorate
- e) Other ( )

### Instructions to fill the questionnaire

7. F) What subject area course are you currently pursuing? \*

*Mark only one oval.*

- a) Arts
- b) Commerce
- c) Science
- d) Professional
- e) Other: ( )

- All questions should be compulsorily attempted.
- Each question has five responses, choose the most appropriate one.

- The response to the qualitative question no. 21 is student's opportunity to give suggestions or improvements; she/he can also mention weaknesses of the institute here. (Kindly restrict your response to teaching learning process only)

8. 1. How much of the syllabus was covered in the class? \*

*Mark only one oval.*

- 4 – 85 to 100%
- 3 – 70 to 84%
- 2 – 55 to 69%
- 1– 30 to 54%
- 0 –Below 30%

9. 2. How well did the teachers prepare for the classes? \*

*Mark only one oval.*

- 4 –Thoroughly
- 3 – Satisfactorily
- 2 – Poorly
- 1 – Indifferently
- 0 – Won't teach at all

10. 3. How well were the teachers able to communicate? \*

*Mark only one oval.*

- 4 – Always effective
- 3 – Sometimes effective
- 2 – Just satisfactorily
- 1– Generally ineffective
- 0– Very poor communication

11. 4. The teacher's approach to teaching can best be described as \*

*Mark only one oval.*

- 4- Excellent
- 3 - Very good
- 2 - Good
- 1 - Fair
- 0- Poor

12. 5. Fairness of the internal evaluation process by the teachers \*

*Mark only one oval.*

- 4 - Always fair
- 3 - Usually fair
- 2 - Sometimes unfair
- 1 - Usually unfair
- 0- unfair

13. 6. Was your performance in assignments discussed with you? \*

*Mark only one oval.*

- 4 - Every time
- 3 - Usually
- 2 - Occasionally/Sometimes
- 1 - Rarely
- 0- Never

14. 7. The institute takes active interest in promoting internship, student exchange, field visit opportunities for students. \*

*Mark only one oval.*

- 4 – Regularly
- 3 – Often
- 2 – Sometimes
- 1 – Rarely
- 0 – Never

15. 8. The teaching and mentoring process in your institution facilitates you in cognitive, social and emotional growth. \*

*Mark only one oval.*

- 4 – Significantly
- 3 – Very well
- 2 – Moderately
- 1 – Marginally
- 0 – Not at all

16. 9. The institution provides multiple opportunities to learn and grow. \*

*Mark only one oval.*

- 4 – Strongly agree
- 3 – Agree
- 2 – Neutral
- 1 – Disagree
- 0 – Strongly disagree

17. 10. Teachers inform you about your expected competencies, course outcomes and programme outcomes \*

*Mark only one oval.*

- 4 – Every time  
 3 – Usually  
 2 – Occasionally/Sometimes  
 1 – Rarely  
 0 – Never

18. 11. Your mentor does a necessary follow-up with an assigned task to you. \*

*Mark only one oval.*

- 4 – Every time  
 3 – Usually  
 2 – Occasionally/Sometimes  
 1 – Rarely  
 0 – I don't have a mentor

19. 12. The teachers illustrate the concepts through examples and applications. \*

*Mark only one oval.*

- 4 – Every time  
 3 – Usually  
 2 – Occasionally/Sometimes  
 1 – Rarely  
 0 – Never

20. 13. The teachers identify your strengths and encourage you with providing right level of challenges. \*

*Mark only one oval.*

- 4 – Fully
- 3 – Reasonably
- 2 – Partially
- 1 – Slightly
- 0 – Unable to

21. 14. Teachers are able to identify your weaknesses and help you to overcome them. \*

*Mark only one oval.*

- 4 – Every time
- 3 – Usually
- 2 – Occasionally/Sometimes
- 1 – Rarely
- 0 – Never

22. 15. The institution makes effort to engage students in the monitoring, review and continuous quality improvement of the teaching learning process. \*

*Mark only one oval.*

- 4 – Strongly agree
- 3 – Agree
- 2 – Neutral
- 1 – Disagree
- 0 – Strongly disagree

23. 16. The institute/ teachers use student centric methods, such as experiential learning, participative learning and problem solving methodologies for enhancing learning experiences. \*

*Mark only one oval.*

- 4 – To a great extent
- 3 – Moderate
- 2 – Some what
- 1 – Very little
- 0 – Not at all

24. 17. Teachers encourage you to participate in extracurricular activities. \*

*Mark only one oval.*

- 4 – Strongly agree
- 3 – Agree
- 2 – Neutral
- 1 – Disagree
- 0 – Strongly disagree

25. 18. Efforts are made by the institute/ teachers to inculcate soft skills, life skills and employ-ability skills to make you ready for the world of work. \*

*Mark only one oval.*

- 4 – To a great extent
- 3 – Moderate
- 2 – Some what
- 1 – Very little
- 0 – Not at all



26. 19. What percentage of teachers use ICT tools such as LCD projector, Multimedia, etc. while teaching. \*

*Mark only one oval.*

- 4 – Above 90%
- 3 – 70 – 89%
- 2 – 50 – 69%
- 1 – 30 – 49%
- 0 – Below 29%

27. 20. The overall quality of teaching-learning process in your institute is very good. \*

*Mark only one oval.*

- 4 – Strongly agree
- 3 – Agree
- 2 – Neutral
- 1 – Disagree
- 0 – Strongly disagree

28. 21. Give three observation / suggestions to improve the overall teaching – learning experience in your institution. \*

---

---

---

---

---

---

This content is neither created nor endorsed by Google.

Google Forms

# Prof. Ramkrishna More Arts, Commerce and Science College Akurdi, Pune

499 responses

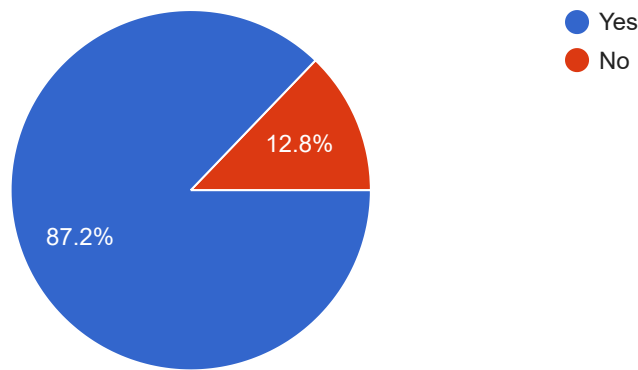
[Publish analytics](#)

## Guideline to students

A) Please confirm this is the first and only time you answer this survey.

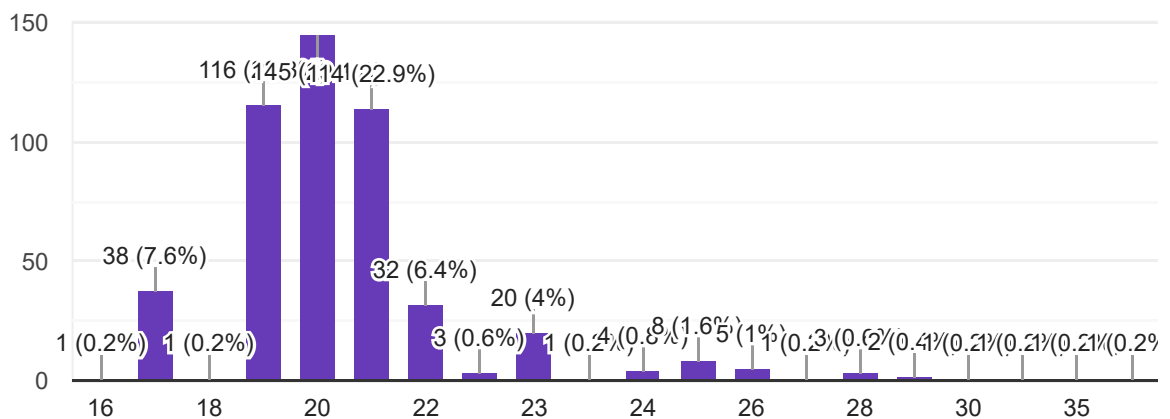


39 responses



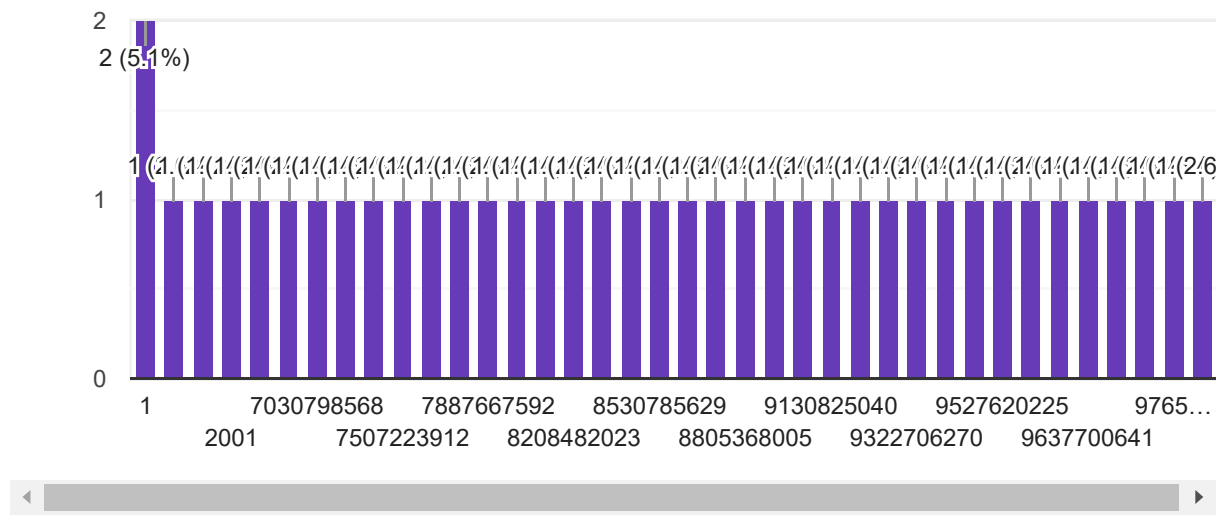
B) Age:

498 responses



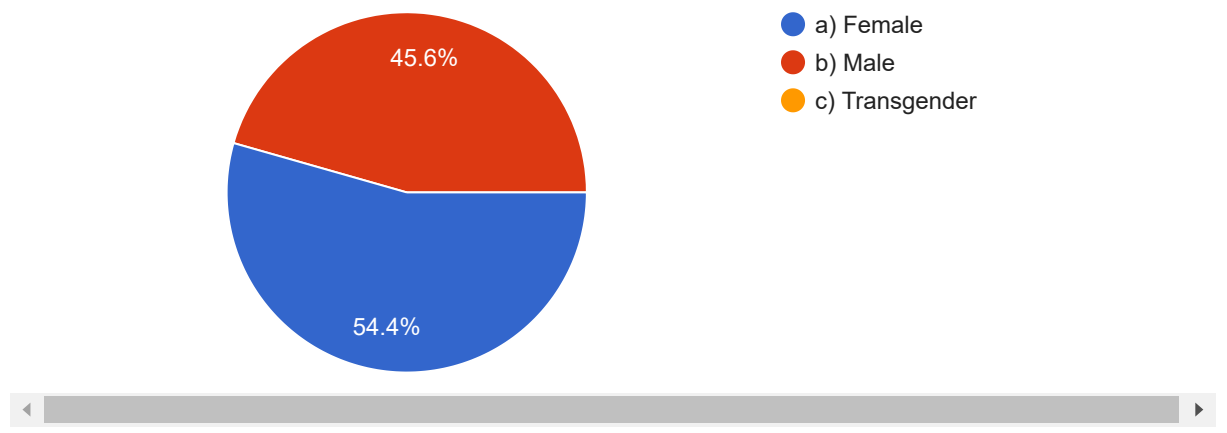
### C) Email Address

39 responses



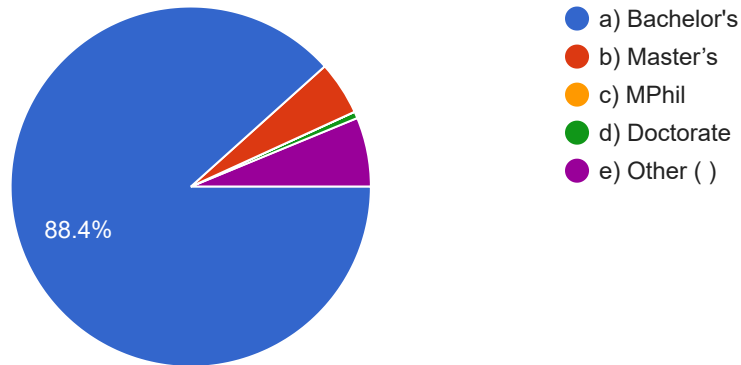
### D) Gender:

498 responses



### E) What degree program are you pursuing now?

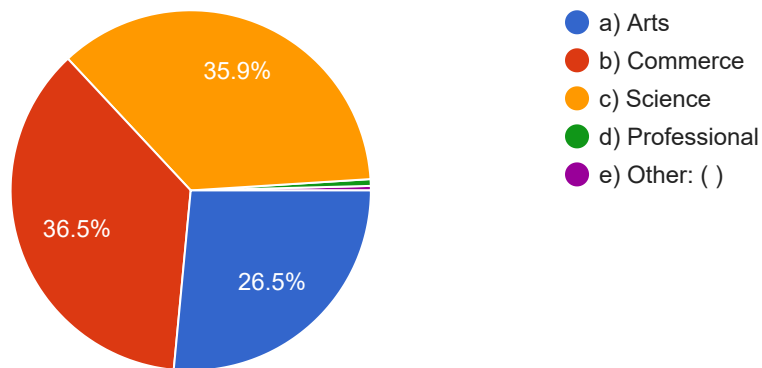
498 responses



### Instructions to fill the questionnaire

### F) What subject area course are you currently pursuing?

498 responses



- All questions should be compulsorily attempted.

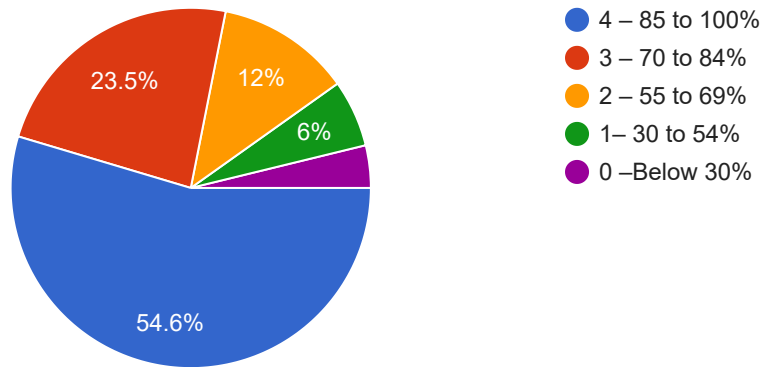
- Each question has five responses, choose the most appropriate one.



- The response to the qualitative question no. 21 is student’s opportunity to give suggestions or improvements; she/he can also mention weaknesses of the institute here. (Kindly restrict your response to teaching learning process only)

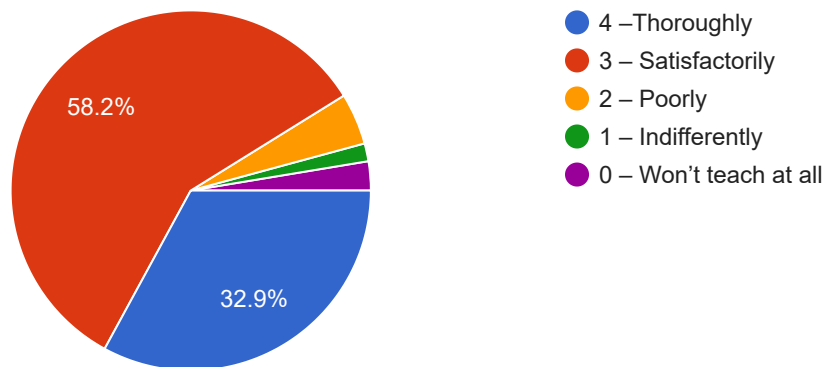
1. How much of the syllabus was covered in the class?

498 responses



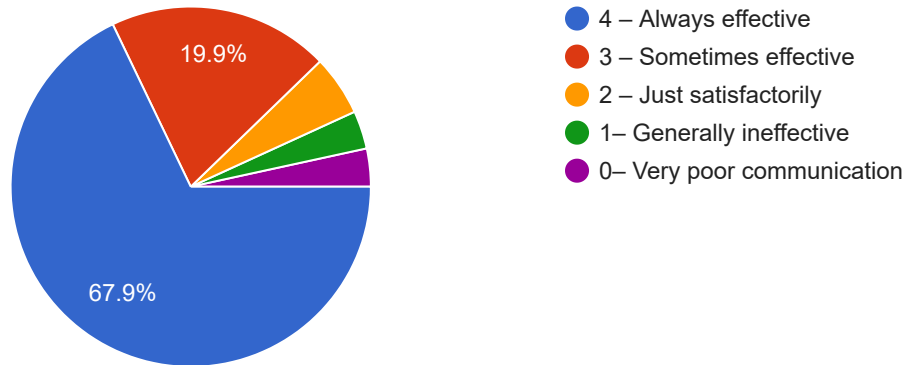
2. How well did the teachers prepare for the classes?

498 responses



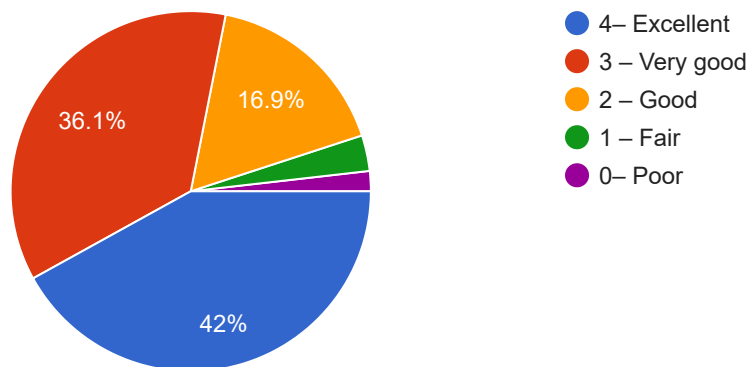
### 3. How well were the teachers able to communicate?

498 responses



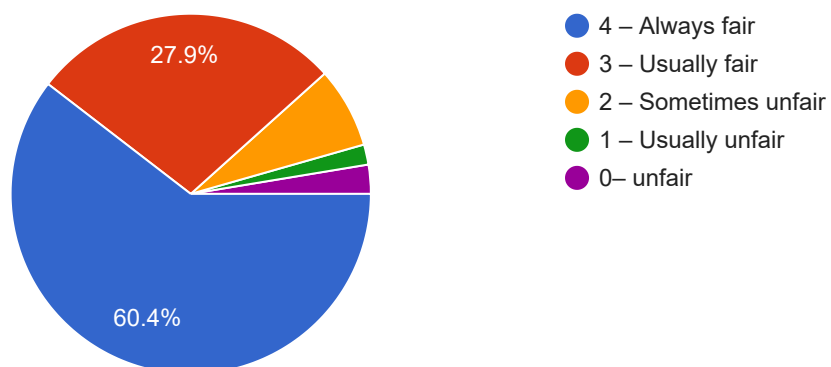
### 4. The teacher's approach to teaching can best be described as

498 responses



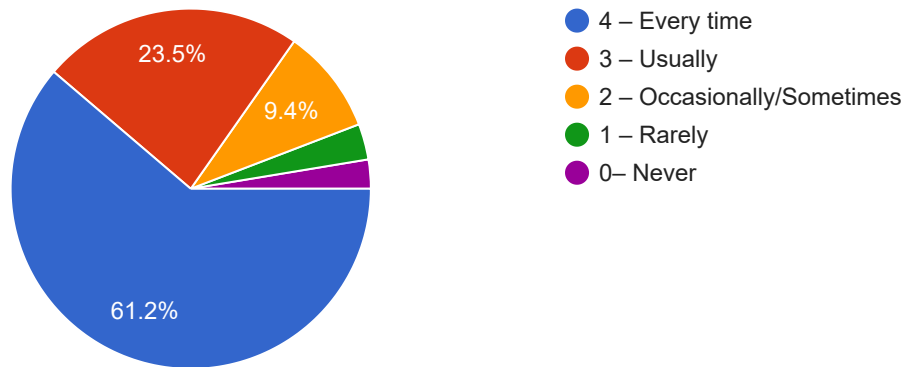
### 5. Fairness of the internal evaluation process by the teachers

498 responses



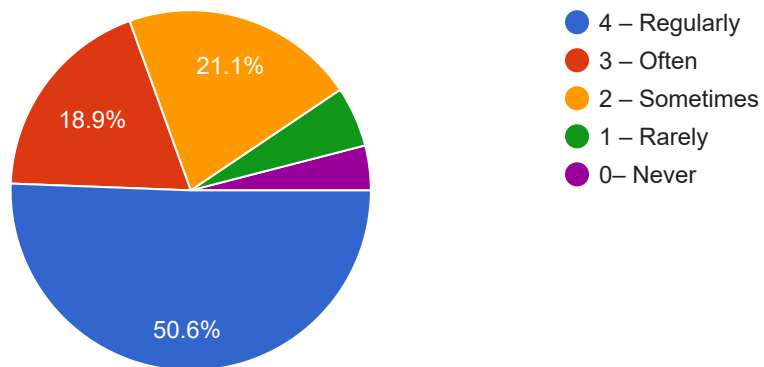
### 6. Was your performance in assignments discussed with you?

498 responses



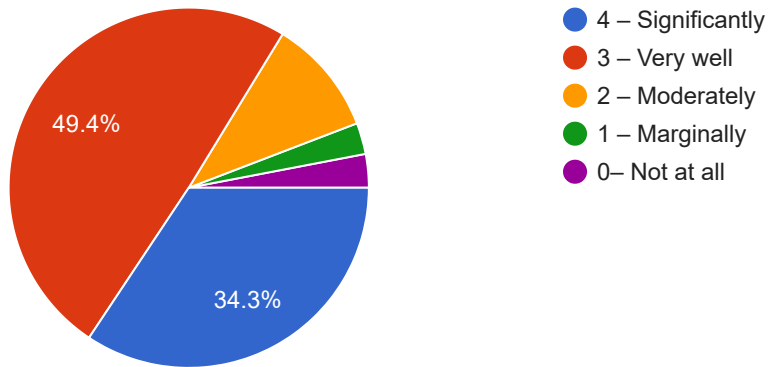
### 7. The institute takes active interest in promoting internship, student exchange, field visit opportunities for students.

498 responses



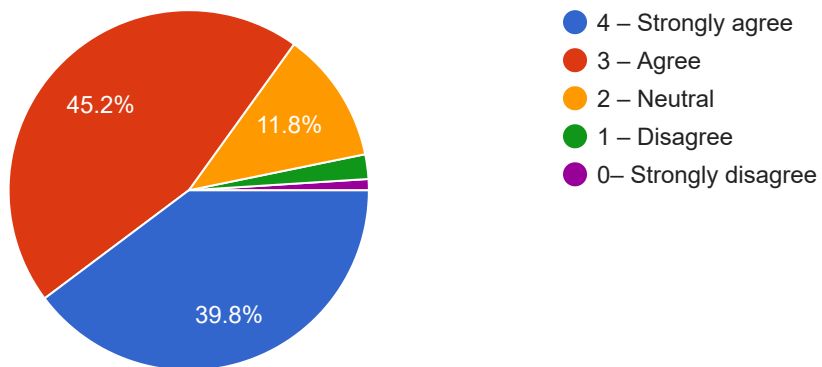
8. The teaching and mentoring process in your institution facilitates you in cognitive, social and emotional growth.

498 responses



9. The institution provides multiple opportunities to learn and grow.

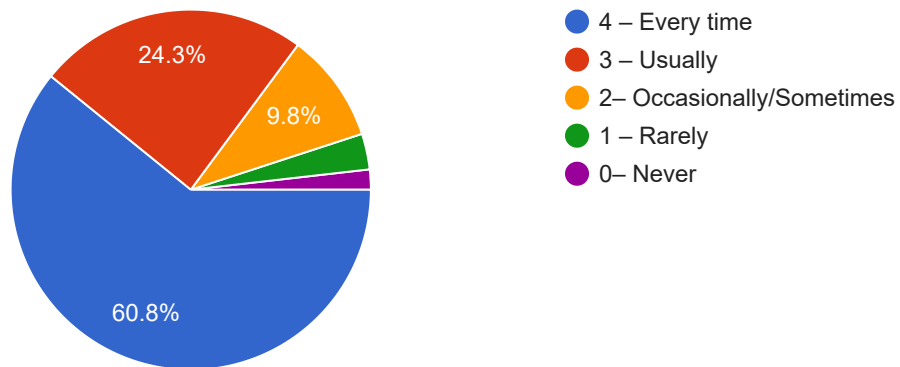
498 responses





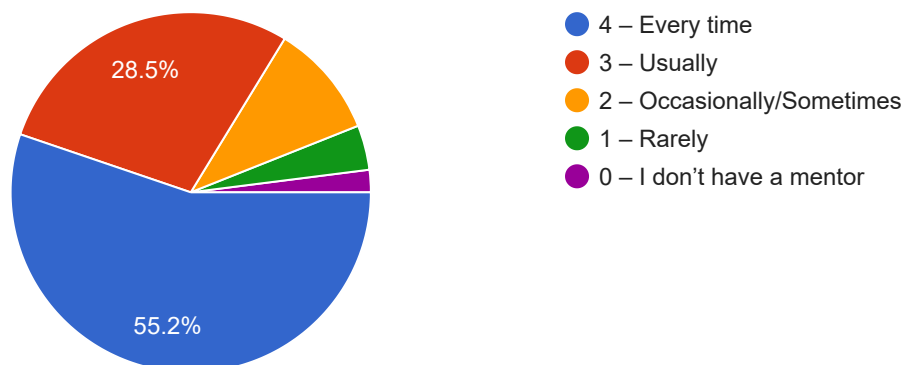
### 10. Teachers inform you about your expected competencies, course outcomes and programme outcomes

498 responses



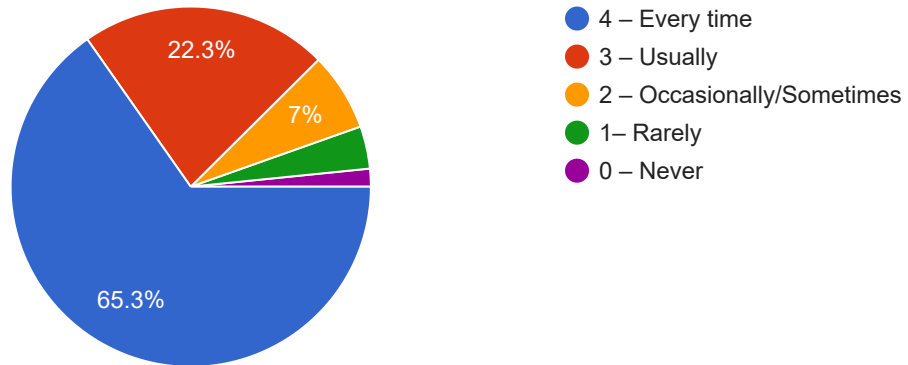
### 11. Your mentor does a necessary follow-up with an assigned task to you.

498 responses



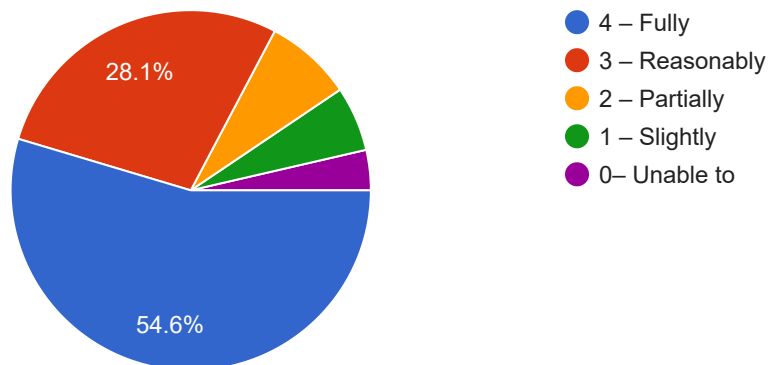
## 12. The teachers illustrate the concepts through examples and applications.

498 responses



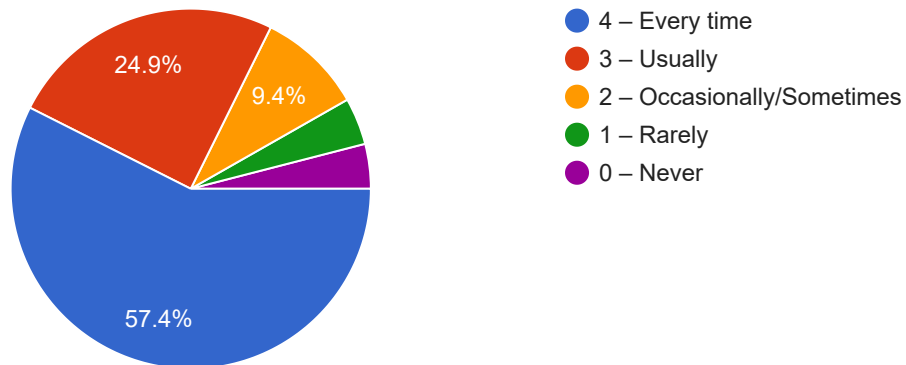
## 13. The teachers identify your strengths and encourage you with providing right level of challenges.

498 responses



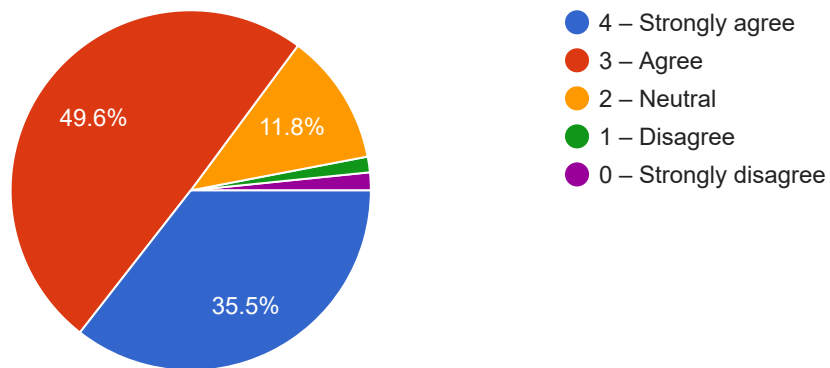
14. Teachers are able to identify your weaknesses and help you to overcome them.

498 responses



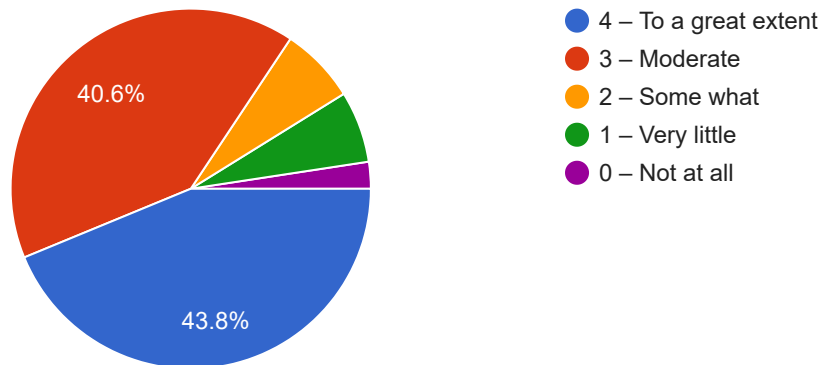
15. The institution makes effort to engage students in the monitoring, review and continuous quality improvement of the teaching learning process.

498 responses



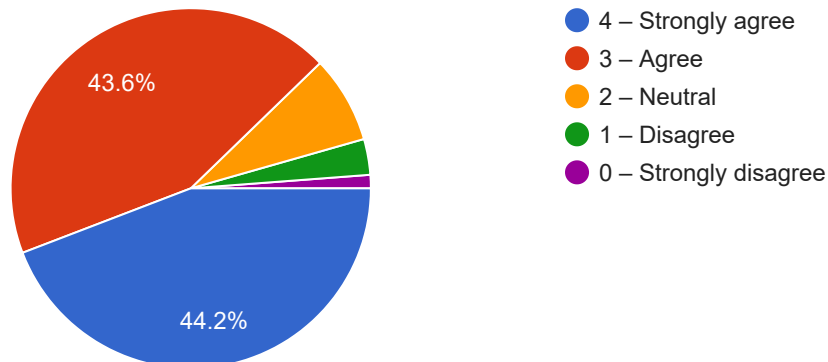
16. The institute/ teachers use student centric methods, such as experiential learning, participative learning and problem solving methodologies for enhancing learning experiences.

498 responses



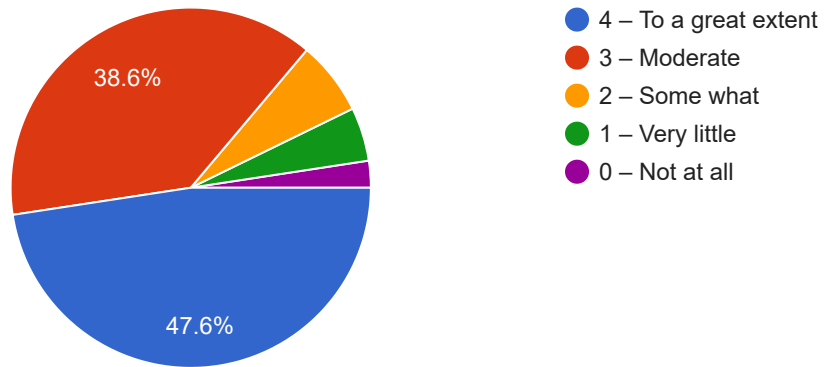
17. Teachers encourage you to participate in extracurricular activities.

498 responses



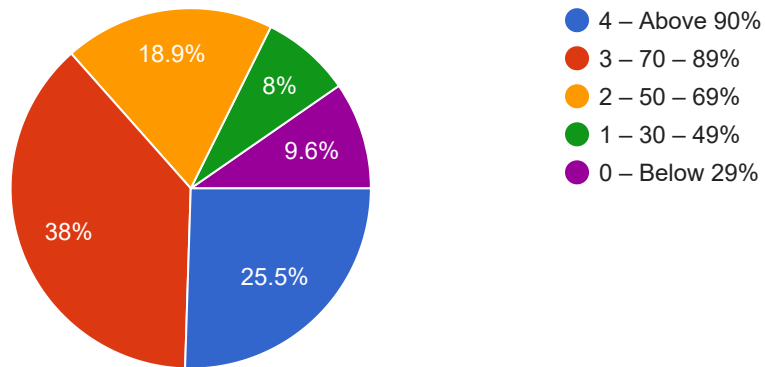
18. Efforts are made by the institute/ teachers to inculcate soft skills, life skills and employ-ability skills to make you ready for the world of work.

498 responses



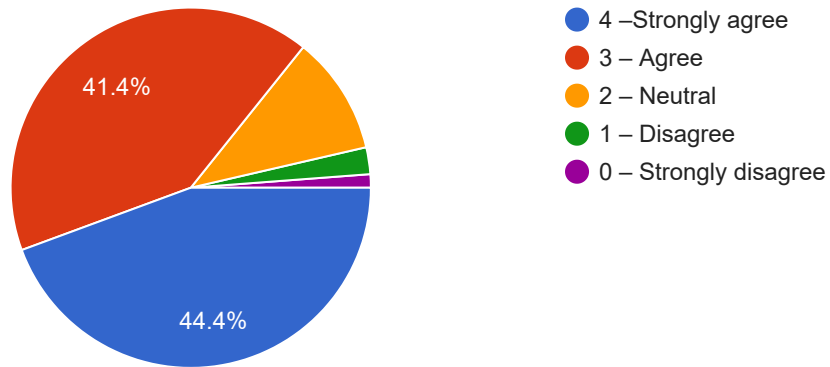
19. What percentage of teachers use ICT tools such as LCD projector, Multimedia, etc. while teaching.

498 responses



20. The overall quality of teaching-learning process in your institute is very good.

498 responses



21. Give three observation / suggestions to improve the overall teaching – learning experience in your institution.

498 responses

No

Nothing

Good

Very good

Nothing

.

Good

Excellent

-

This content is neither created nor endorsed by Google. [Report Abuse](#) - [Terms of Service](#) - [Privacy Policy](#).

Google Forms

